

STAGE 1

The Origin Release

12 lots ranging from 179m² to 541m².

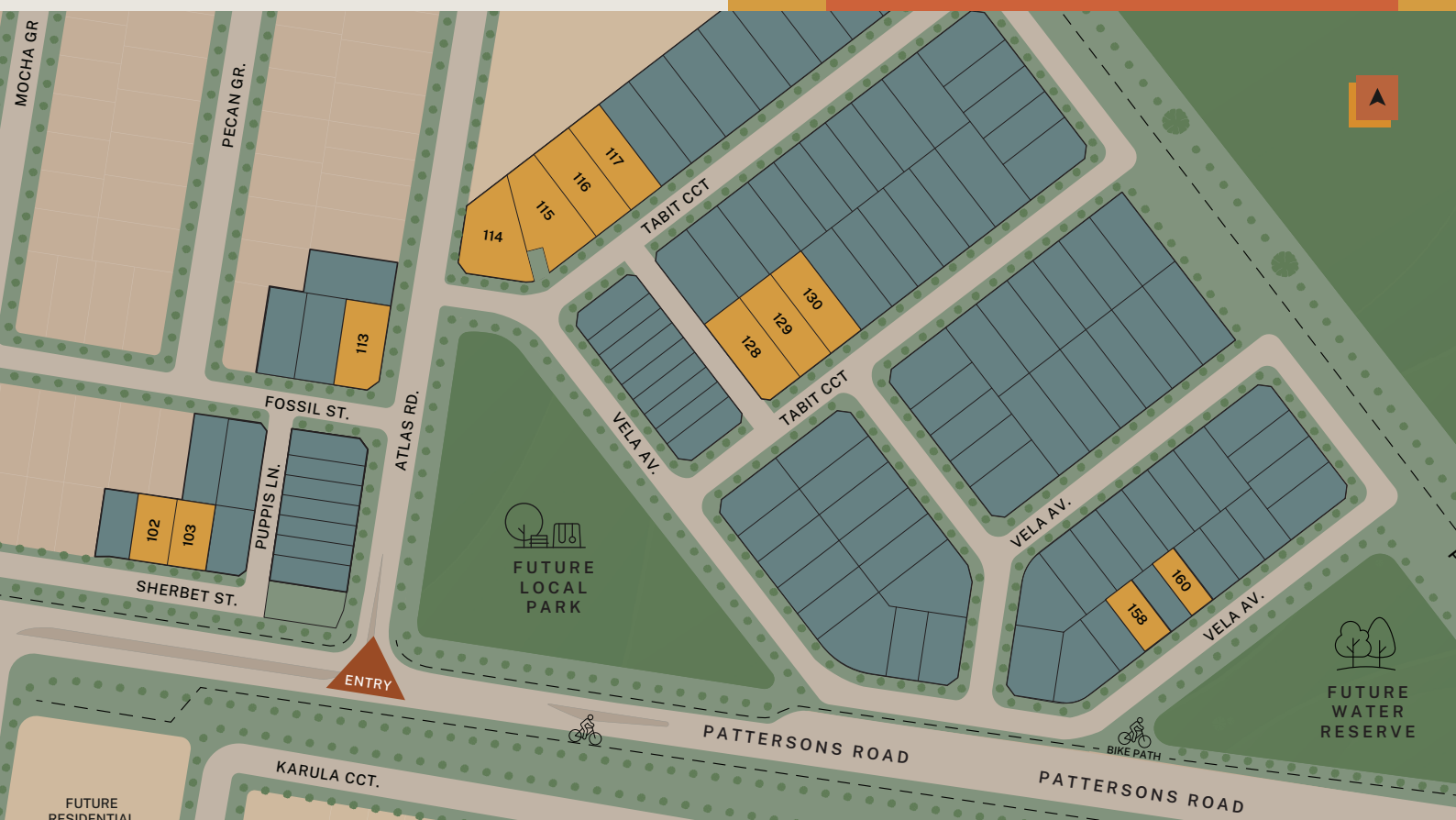
The Origin Release at Alma presents a unique opportunity to secure your dream home in thriving Clyde North. Choose from exclusive lots with easy access to Alma's future parklands and waterways, located just minutes from schools, shops, and transport. These premium homesites won't last long -enquire about the Origin Release today.

Future nearby amenities*:

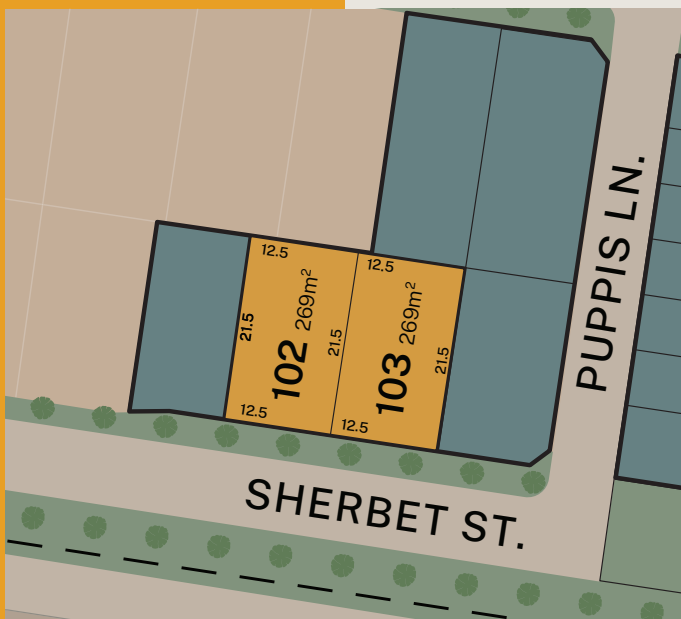
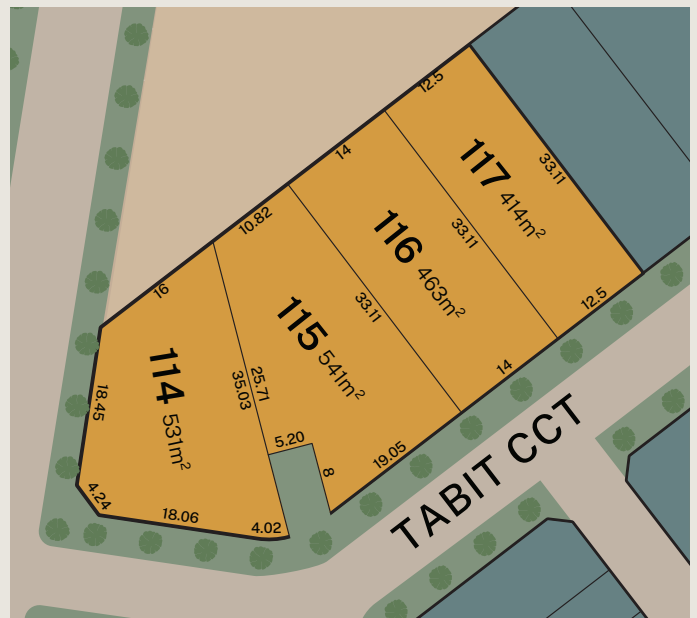
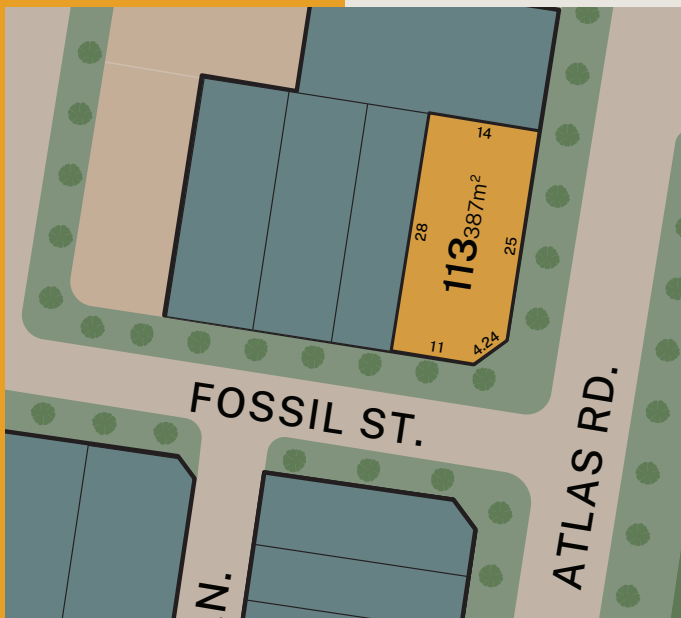
- Local Town Centre (5-minute walk)
- Government Secondary School (5-minute walk)
- Retail/Commercial Precinct (10-minute walk)
- Clyde Train Station (7-minute drive)

*proposed amenities to be delivered by others

RELEASE ● Current ● Future ● Past



This publication is for information purposes only and is intended to be general in nature. All images, illustrations and renders are for presentation purposes, are not actual images of the development and are intended to be indicative only. Every care is taken to ensure information contained in this publication is accurate at the date of printing however Alma Clyde North cannot guarantee it's accuracy after that time. Prospective purchasers should carefully review any contract of sale, endorsed plans make their own enquiries and obtain independent advice before proceeding. The lot sizes, layout and means of access may change without notice, the developer SIG Group and RPM Real Estate group reserves the right to withdraw or alter any lot or stage layout at any time at its absolute discretion.



📍 465-475 Pattersons Rd, Clyde North (03) 9115 8663

almaestate.com.au